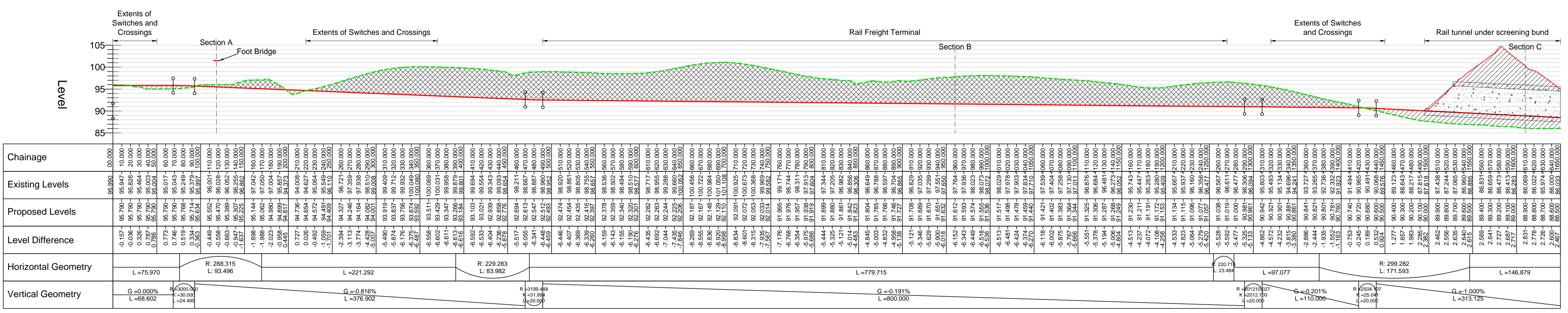
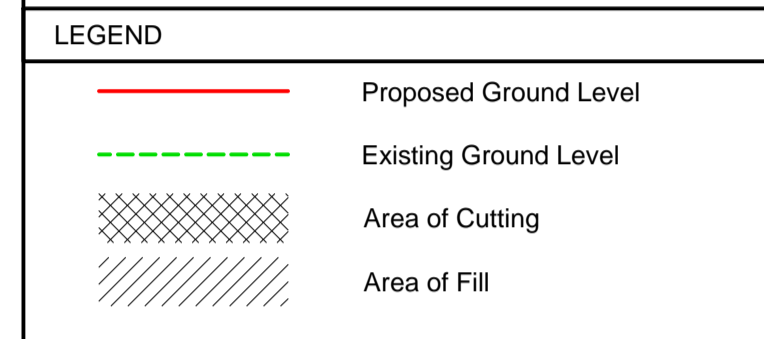


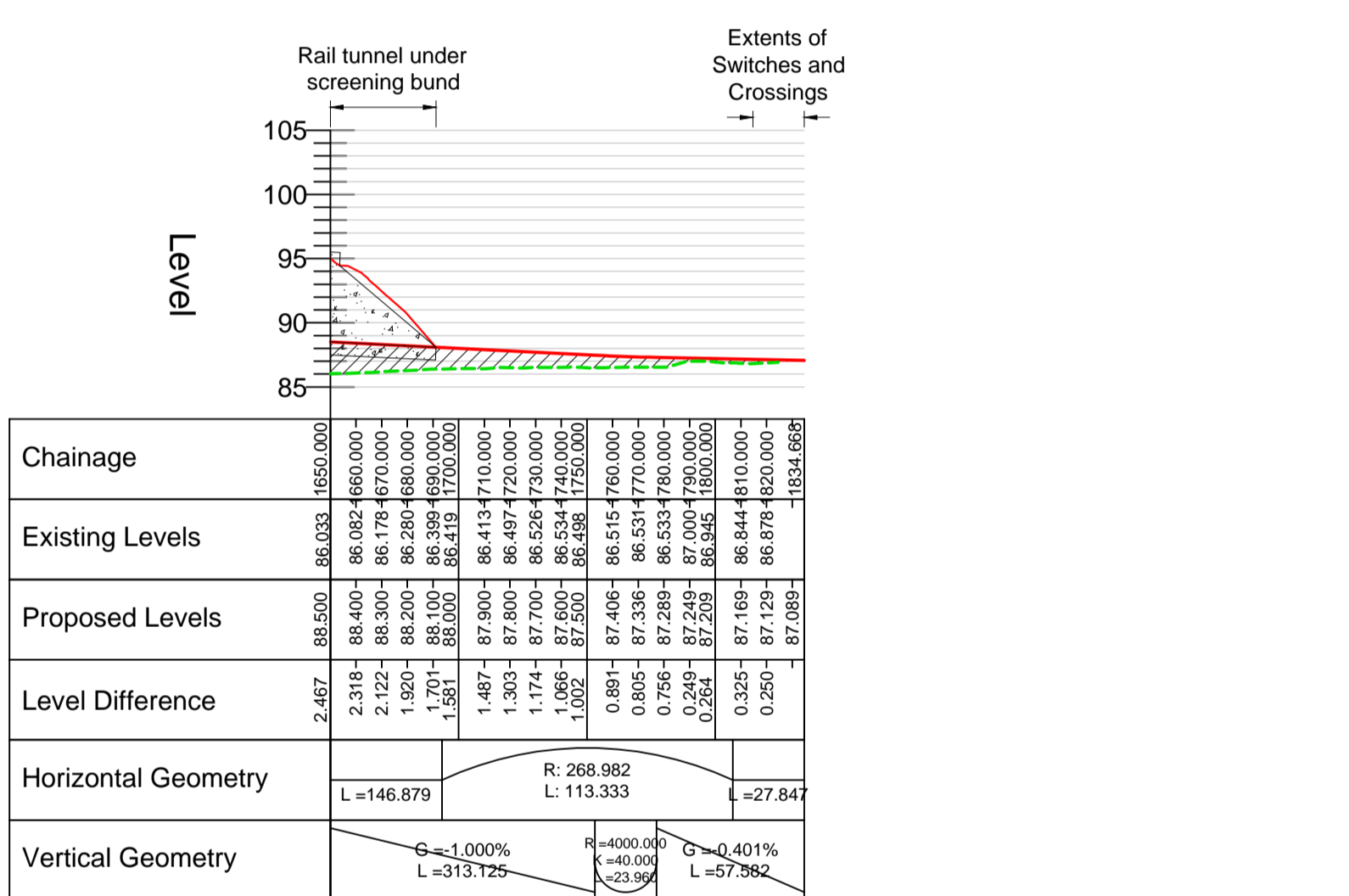
RAIL TERMINAL - LONGSECTION 1 OF 2
SCALE: H 1:2500,V 1:500. DATUM: 85.000



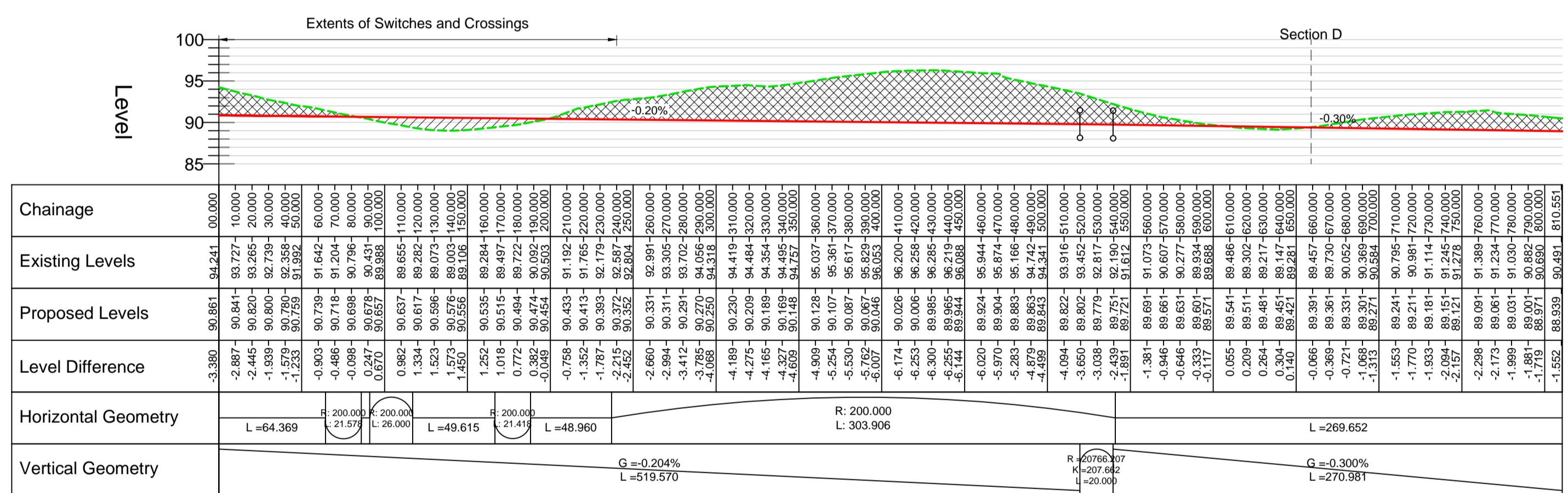
- NOTES
- ALL DIMENSIONS ARE IN METRES UNLESS STATED OTHERWISE.
 - GENERAL ARRANGEMENT PLAN DOCUMENT 2.9A IS TO BE USED AS A LOCATION REFERENCE FOR EACH RAILWAY CENTRELINE WHICH IS THEN SHOWN IN LONGSECTION ON THE LONGSECTION DRAWINGS.
 - THE HEIGHT OF PROPOSED BRIDGES / EMBANKMENTS AND THE DEPTH OF PROPOSED CUTTINGS ARE INDICATIVE SUBJECT TO THE LIMITS OF DEVIATION REFERRED TO IN THE ORDER.
 - ALL STRUCTURE POSITIONS AND SIZES SHOWN ARE INDICATIVE.
 - ALL CULVERT POSITIONS AND SIZES SHOWN ARE INDICATIVE.
 - THE PROPOSED WORKS INCLUDING THEIR SPECIFIC ALIGNMENT WILL BE SUBJECT TO DETAILED DESIGN WITHIN THE LIMITS OF DEVIATION IDENTIFIED ON THE WORKS PLANS.
 - HORIZONTAL AND VERTICAL DEVIATION OF THE RAIL ALIGNMENTS ARE PERMITTED IN ACCORDANCE WITH ARTICLE 4 OF THE DEVELOPMENT CONSENT ORDER.



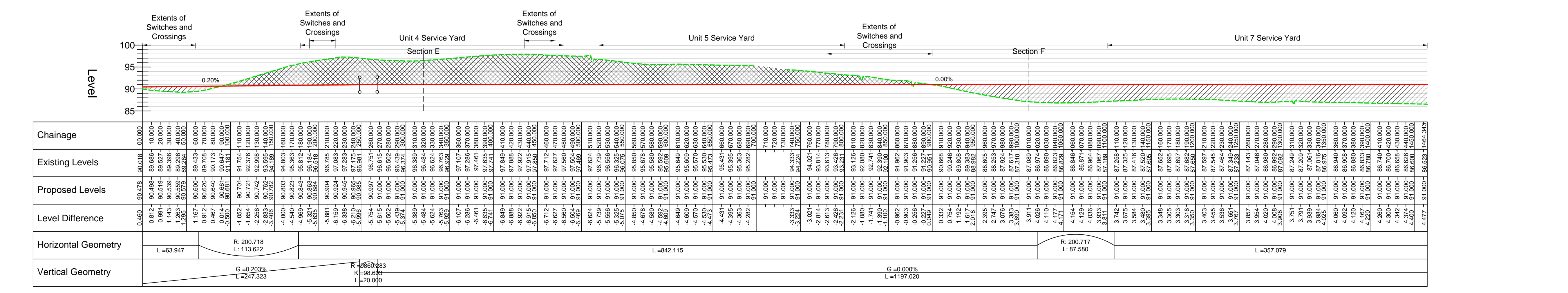
RAIL TERMINAL - LONGSECTION 2 OF 2
SCALE: H 1:2500,V 1:500. DATUM: 85.000



HEAD SHUNT - LONGSECTION
SCALE: H 1:2500,V 1:500. DATUM: 85.000



SIDING TO UNIT 7 - LONGSECTION
SCALE: H 1:2500,V 1:500. DATUM: 85.000



Rev	Date	Details of issue / revision	Drw	Rev
P4	27.04.18	Issued for Submission	PG	SRH
P3	23.03.18	Scheme Review	PG	SRH
P2	08.02.18	Sections Updated	PG	SRH
P1	21.09.17	Preliminary Issue	PG	SRH



THE NORTHAMPTON GATEWAY RAIL FREIGHT INTERCHANGE ORDER 201X

RAILWAY PLANS LONG SECTIONS SHEET 1 OF 2

Scale	1:2500	Drawn	P. Goodyear
Size	A1	Reviewed	S. Hilditch
Regulation	5(2) (o)	Document	2.9B
Drawing Status	SUBMISSION		
Drawing No.	NGW-BWB-RGN-01-DR-C-111	Revision	P4